

KUBOTA MINI EXCAVATOR U17-5 / U18-5



Engine output (PS):	Machine weight (kg):	Arm length (mm):
U17-5 : 16.0	U17-5 : 1,705	U17-5 : 950
U18-5 : 16.0	U18-5 : 1,760	U18-5 : 1,100

All-new levels of comfort and performance.

Already acclaimed for their outstanding productivity, Kubota's U17-5 and U18-5 mini excavators have been redesigned to offer even better performance and efficiency. With improved operability and stability, the all-new U17-5 and U-18-5 dig and load faster, letting you get more work done in less time. That productivity is further enhanced by a redesigned operator space that maximizes operator comfort and efficiency.



KUBOTA MINI EXCAVATOR

U17-5

U18-5

COMFORTABLE OPERATOR SPACE

A comfortable operator is a productive operator. That's why the U17-5 and U18-5 operators space has been enhanced to ensure optimum comfort and efficiency through out the working day. All controls are ergonomically placed for faster and easier operation. The front meter panel can be checked without shifting your eyes from the task in hand. The mobile phone holder is within easy reach from the operator's seat and charges your phone as you work.

- A. Meter panel**
- B. Mobile phone holder**
- C. Engine throttle dial**
- D. USB charger**



EXPANSION OF LEG SPACE

The Latest interior not only optimizes maneuverability, The operator has excellent comfort with spacious legroom increased by 30mm from previous model.

FRONT METER PANEL

Following the excellence of Kubota's Intelligent Control System, the front meter panel puts convenience at the operator's fingertips. The user-friendly meter panel is positioned to the front right corner of the operator for better visibility, and features one-touch button operation to view the time, hour meter and tachometer. Warning lamps with code numbers on the display will alert you in case of emergencies such as overheating, hydraulic problems or low battery. Programming of the anti-theft keys can also be easily performed with the front meter panel. With easier access, simpler settings, easy-to-read indicators and alerts, you'll always be aware of the excavator's functioning status.

- A. Fuel level gauge**
- B. Water temperature gauge**
- C. Warning lamps (overheating, hydraulic, battery)**
- D. LCD display (time, hour, rpm)**



PERFORMANCE

Advanced hydraulic systems for superior performance and operability.

PROPORTIONAL FLOW CONTROL OF AUXILIARY CIRCUIT (AUX1/2) AND MAXIMUM OIL FLOW SETTING

The U17-5 and U18-5 both feature 3 options for the auxiliary circuit: AUX1 pedal control, AUX1 hand control, AUX1 and AUX2 (10.4 l/min) hand control. Proportional flow is controlled by a convenient thumb-operated switch. Applications that require a constant oil flow can be controlled from a forefinger-operated on/off switch (AUX1/AUX2 hand control models only). Up to five oil flow rates can be preset for different attachments through the meter panel, allowing quick and convenient selection for the correct oil flow setting for each type of attachment.



LED BOOM WORK LIGHT AS STANDARD

Bright LED boom work light provides plenty of illumination for nighttime tasks.



AUTO IDLING SYSTEM

Save fuel, lower noise and exhaust emissions, and reduce operating costs with Kubota's Auto Idling system. When the control levers are in neutral for more than 4 seconds, the engine RPM automatically idles. Move any control lever and the engine RPM immediately returns.

CONTROL LOCK LEVER

Changing the hydraulic circuit, all operations including the swing, dozer, and AUX can now be locked with the control lock lever.

ENGINE THROTTLE DIAL

The engine rpm can be controlled easily and precisely by the engine throttle dial.

AUTO-SHIFT

The auto-shift system enables automatic travel shift from high to low depending on traction effort and terrain. This gives smoother operations when dozing and turning.

ENHANCED TRAVELLING PERFORMANCE

The arm, bucket, boom and AUX can be operated without affecting traveling performance, thanks to the travel-independent hydraulic circuit.



/ SAFETY

HIGH-VISIBILITY SEAT BELT WITH ALARM

The bright orange seat belt is a visual reminder for site safety personnel to alert if the seatbelt is being worn before the starting of the engine by the operator. Should this be forgotten, a warning function will prompt the operator to fasten it.



GREEN BEACON READY

Both the U17-5 and U18-5 are equipped with all the parts—seatbelt sensor, harness and beacon light switch—needed to install a green beacon light to verify remotely that the operator's seatbelt is fastened.

SWIVEL PARKING BRAKE

Transport is easier and safer in all position with the swivel parking brake.

ENGINE EMERGENCY STOP

In an emergency, the operator can stop the engine with the flip of a single switch.


VARIABLE TRACK GAUGE

The U17-5/U18-5's track gauge can be expanded to a maximum of 1,300 mm to optimize stability when using heavy attachments. For better side stability, the maximum track expansion has been increased by 60mm. The track gauge can also be retracted to 990 mm for easier movement through narrow passageways and to allow work in tight spaces.



SERVICE/ DURABILITY

Easier accessibility to all major components simplifies inspections and repairs.



A. Air cleaner **C. Starter motor**
B. Water separator **D. Oil dipstick**

EASY MAINTENANCE

When maintenance is simple, downtime is greatly reduced and you're more productive. With the U17-5/U18-5, routine maintenance is easy—the rear bonnet and the left side cover opens up without the need for tools. This allows for quick access to the engine oil dipstick, water separator, radiator, battery and much more. Plus, for extra strength and easier repairs, the U17-5/U18-5s bonnet and side covers are made of steel.



BOOM CYLINDER

The boom cylinder is situated above the boom for maximum protection, especially during breaker or dumping operation. Movement speeds of front attachments and lifting power have been well adjusted, thanks to the boom cylinder's large-diameter rod and optimal hydraulic pressure.



TWO-PIECE HOSE DESIGN

The dozer blade's two-piece hose design reduces hose replacement by 60% compared to one-piece hoses.



PROTECTED MOTOR HOSES

Kubota has enclosed the travel motor hoses within the track frame for added protection—a unique feature for mini excavators of this class.



Standard equipment

Model	U17-5	U18-5
Engine/Fuel system		
Kubota original engine	●	●
Double-element air cleaner	●	●
Auto-shift	●	●
Auto idling system	●	●
Water separator with filter	●	●
HVO approved	●	●
Undercarriage		
230mm rubber track	●	●
2-speed travel switch on dozer lever	●	●
Variable track system	●	●
3 outer flange-type track rollers on each track	●	●
Hydraulic system		
Pressure accumulator	●	●
Hydraulic pressure checking ports	●	●
Independent travel circuit	●	●
Third-line hydraulic return	●	●
Variable displacement pump	●	●
Auxiliary activation with thumb button (only for type <M> and <L>)	●	●
Adjustable maximum oil flow on auxiliary circuits (AUX1 and AUX2)	●	●
Safety system		
Engine start safety system	●	●
Swivel parking brake	●	●
Control lock lever	●	●
Engine emergency stop	●	●
Kubota original anti-theft system	●	●
Working equipment		
950mm arm	●	
1100mm arm		●
Auxiliary hydraulic circuits (AUX1 and AUX2) piping to the arm end	●	●
LED working light on boom	●	●

Lifting capacity

U17-5, Arm 950mm

kN (t)

Lift Point	Lifting point radius (1.5 m)		Lifting point radius (2.5 m)		Lifting point radius (max)	
	Over-front	Over-side	Over-front	Over-side	Over-front	Over-side
Height	Blade Down	Blade Up	Blade Down	Blade Up	Blade Down	Blade Up
2.0 m	-	-	3.5 (0.36)	2.4 (0.24)	2.4 (0.24)	-
1.5 m	3.5 (0.36)	3.5 (0.36)	2.7 (0.28)	2.4 (0.24)	-	-
0.5 m	-	-	3.3 (0.33)	2.5 (0.26)	2.4 (0.24)	2.1 (0.22)
0 m	-	-	3.2 (0.32)	2.5 (0.25)	2.4 (0.24)	-
-0.5 m	-	-	-	-	2.4 (0.24)	-
-1.5 m	-	-	-	-	2.4 (0.24)	-

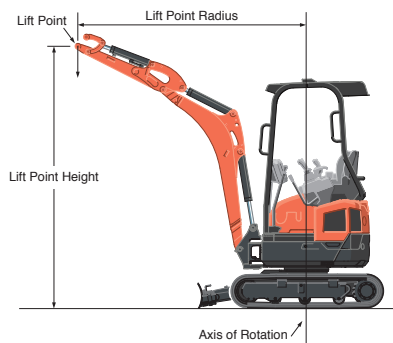
U18-5, Arm 1100mm

kN (t)

Lift Point	Lifting point radius (1.5 m)		Lifting point radius (2.5 m)		Lifting point radius (max)	
	Over-front	Over-side	Over-front	Over-side	Over-front	Over-side
Height	Blade Down	Blade Up	Blade Down	Blade Up	Blade Down	Blade Up
2.0 m	-	-	2.2 (0.23)	2.2 (0.23)	2.3 (0.23)	-
1.5 m	-	-	2.6 (0.27)	2.6 (0.27)	2.3 (0.23)	-
0.5 m	-	-	3.4 (0.34)	2.8 (0.29)	2.6 (0.27)	2.1 (0.22)
0 m	-	-	3.4 (0.34)	2.7 (0.28)	2.6 (0.27)	-
-0.5 m	-	-	-	-	2.6 (0.27)	-
-1.5 m	-	-	-	-	2.6 (0.27)	-

Please note:

- * The lifting capacities are based on ISO 10567 and do not exceed 75% of the static tilt load of the machine or 87% of the hydraulic lifting capacity of the machine.
- * The excavator bucket, hook, sling and other lifting accessories are not included on this table.
- * Specifications are subject to change without notice for purpose of improvement.



Model	U17-5	U18-5
Canopy and Operating area		
ROPS (Roll-Over Protective Structure, ISO 3471)	●	●
OPG (Operator Protective Guard, Top Guard) Level1	●	●
Weight-adjustable, semi-suspension seat	●	●
Retractable orange seatbelt with alert function	●	●
Mobile holder	●	●
12V power source	●	●
USB charger	●	●
Hydraulic pilot control levers with wrist rests	●	●
Engine throttle dial	●	●
Green beacon ready	●	●
Front meter panel	●	●
Others		
Tie down points on the top frame	●	●

Optional equipment

Model	U17-5	U18-5
Working equipment		
LED working light on canopy	●	●
Safety		
Anti-drop valve unit (dozer)	●	●
Anti-drop valve unit (arm)	●	●
Anti-drop valve unit (boom)	●	●
Amber and green beacon light	●	●
Travel alarm	●	●
Others		
OPM box	●	●
Kubota tracking system	●	●

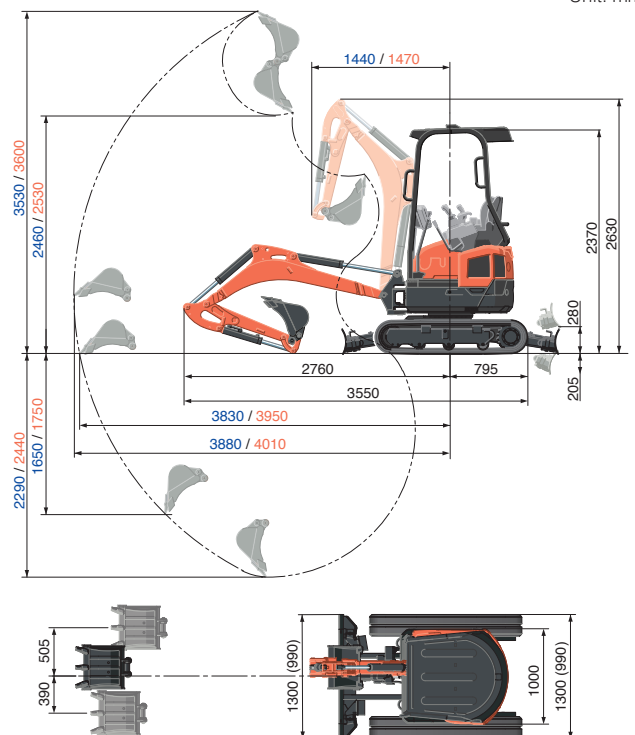
Standard equipment for each type

Model	U17-5			U18-5		
Type	S	M	L	S	M	L
Arm length	950mm	950mm	950mm	1100mm	1100mm	1100mm
AUX1 pedal control	●	-	-	●	-	-
AUX1 hand control	-	●	●	-	●	●
AUX2 hand control	-	-	●	-	-	●

Working range

U17-5 / U18-5

Unit: mm



* Working ranges are with Kubota original bucket, without quick coupler.

★ All images shown are for brochure purposes only.

When operating the excavator, wear clothing and equipment in accordance to local legal and safety regulations.

Specifications

Model		U17-5	U18-5
		Arm 950mm	Arm 1100mm
Operating weight*1	kg	1780	1835
Bucket capacity std. SAE/CECE	m³	0.041 / 0.035	
Bucket width (without teeth)	mm	452	
Engine			
Manufacturer		KUBOTA	
Model		D902-E4-BH-6EU	
Type		Water-cooled diesel engine	
Emission standard		EU Stage V	
Output (ISO 14396:2002)*2	PS (kW) / rpm	16.0 (11.8) / 2300	
Number of cylinder		3	
Bore × Stroke	mm	72 × 73.6	
Displacement	cc	898	
Fuel*3		Diesel fuel conforming to EN 590 / HVO conforming to EN 15940	
Dimensions			
Overall length	mm	3550	
Overall height	mm	2370	
Swivelling speed	rpm	9.4	
Rubber shoe width	mm	230	
Tumbler distance	mm	1230	
Dozer size (width x height)	mm	990 / 1300 × 260	
Hydraulic pumps			
P1, P2		Variable displacement pump	
Flow rate	ℓ/min	17.3 × 2	
Hydraulic pressure	MPa	21.6	
Max. digging force (arm / bucket)	kN (kgf)	8.4 / 14.7	7.7 / 14.7
Boom swing angle	deg	63 / 58	
Auxiliary circuit (AUX1)			
Flow rate	ℓ/min	27.7	
Hydraulic pressure	MPa	21.6	
Auxiliary circuit (AUX2)			
Flow rate	ℓ/min	10.4	
Hydraulic pressure	MPa	18.6	
Hydraulic reservoir (tank)	ℓ	13	
Fuel tank capacity	ℓ	20	
Max. travelling speed (low / high)	km/h	2.3 / 4.4	
Ground contact pressure	kPa (kgf / cm²)	28.1 (0.29)	28.9 (0.30)
Ground clearance	mm	155	
Noise level			
LpA / LwA (2000 / 14 / EC)	dB (A)	79 / 93	
Vibration*4			
Hand arm system (ISO 5349-2:2001)			
Digging /Levelling	m/s² RMS	<2.5 / <2.5	
Driving / Idling	m/s² RMS	<2.5 / <2.5	
Whole body (ISO 2631-1:1997)			
Digging /Levelling	m/s² RMS	<0.5 / <0.5	
Driving / Idling	m/s² RMS	0.56 / <0.5	

^{*1} With 75kg operator, 34kg original KUBOTA bucket and fully served.

^{*2} With diesel fuel conforming to EN590.

^{*3} Note that HVO has lower density than diesel fuels.

^{*4} These values are measured under specific conditions at maximum engine speed and can deviate, depending on the operating status.



KUBOTA EUROPE S.A.S.

19, rue Jules Vercey
Zone Industrielle - CS50088
95101 Argenteuil Cedex France
Téléphone : (33) 01 34 26 34 34
Télécopieur : (33) 01 34 26 34 99

KUBOTA (U.K.) LTD

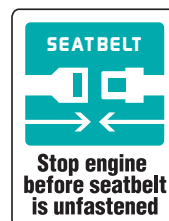
Dormer Road, Thame,
Oxfordshire,
OX9 3UN, U.K.
Phone : (44) 01844-268140
F a x : (44) 01844-216685

KUBOTA Baumaschinen GmbH

Steinhauser Straße 100
66482 Zweibrücken Deutschland
Telefon : (49) 0 63 32 - 487 - 0
F a x : (49) 0 63 32 - 487 - 101



<https://www.kubota-eu.com>



Kubota Genuine and Approved Parts

for maximum performance, durability and safety

